

# LANDING PAGE VISUAL



Create a centralized hub for your entire Power BI ecosystem, organizing workspaces and reports

Unify your analytics with a professional, centralized navigation hub. The Landing Page visual transforms complex Power BI environments into a structured corporate portal, enabling instant report discovery and an enhanced user experience for every employee.






## WHY LANDING PAGE?

As Power BI environments grow, navigating through dozens of workspaces and hundreds of reports becomes a challenge for end-users. Landing Page solves this "navigation fatigue" by providing a structured, easy-to-use interface that feels like a professional corporate website rather than a technical file directory.

## BUSINESS VALUE

- **Increased Adoption:** A lower barrier to entry for non-technical users.
- **Reduced Support Effort:** Fewer "where can I find report X?" questions for the BI team.
- **Unified Experience:** One single entry point for all business-relevant tools and data.
- **Professional Look:** Elevates your Power BI reports from standard dashboards to a high-end data portal.

## KEY FEATURES

-  **Customizable Dashboard** A dynamic home screen featuring a "Box-based" layout. Users can prioritize their Favorites, access Global External Links (like your company Intranet or SharePoint), and see a high-level summary of available content.
-  **Smart Content Grouping** Organize your business assets into logical, department-based, or project-based categories. This "curated" view allows users to browse reports relevant to their specific business function without the noise of unrelated content.
-  **Advanced Hierarchy Explorer** A powerful "Reports View" that offers a familiar, tree-based navigation of all available workspaces. Includes integrated search and smart filtering to instantly locate any dataset or dashboard.
-  **Integrated Administration** A dedicated, secure Admin View allows administrators to manage user access, define report groups, and update global links—all directly within the visual, eliminating the need for external configuration files.
-  **Corporate Branding & UI** Fully customizable style settings (colors, icons, and logos) to ensure the visual aligns perfectly with your organization's Corporate Identity (CI).